

West Tamar

LOCAL GOVERNMENT AREA



Health is closely tied to our daily environment. This Community Health Check presents information about the environmental, social and economic state of the West Tamar local government area.

**Community Health
Check 2022**



About us



	West Tamar LGA	Tasmania																								
Our population	25,145	557,571																								
Aboriginal population	<p>2.8%</p>	<p>5.4%</p>																								
Population by age	<table border="1"> <thead> <tr> <th>Age Group</th> <th>Percentage</th> </tr> </thead> <tbody> <tr> <td>0-14</td> <td>16.8%</td> </tr> <tr> <td>15-24</td> <td>10.5%</td> </tr> <tr> <td>25-44</td> <td>21.7%</td> </tr> <tr> <td>45-64</td> <td>27.9%</td> </tr> <tr> <td>65+</td> <td>23.1%</td> </tr> </tbody> </table>	Age Group	Percentage	0-14	16.8%	15-24	10.5%	25-44	21.7%	45-64	27.9%	65+	23.1%	<table border="1"> <thead> <tr> <th>Age Group</th> <th>Percentage</th> </tr> </thead> <tbody> <tr> <td>0-14</td> <td>16.6%</td> </tr> <tr> <td>15-24</td> <td>11%</td> </tr> <tr> <td>25-44</td> <td>25.6%</td> </tr> <tr> <td>45-64</td> <td>25.9%</td> </tr> <tr> <td>65+</td> <td>20.9%</td> </tr> </tbody> </table>	Age Group	Percentage	0-14	16.6%	15-24	11%	25-44	25.6%	45-64	25.9%	65+	20.9%
Age Group	Percentage																									
0-14	16.8%																									
15-24	10.5%																									
25-44	21.7%																									
45-64	27.9%																									
65+	23.1%																									
Age Group	Percentage																									
0-14	16.6%																									
15-24	11%																									
25-44	25.6%																									
45-64	25.9%																									
65+	20.9%																									
Born outside Australia	<p>20.2%</p>	<p>20.9%</p>																								
Median age in years	45	42																								

Sources: Our population, Aboriginal population, Population by age, Born outside Australia, and Median age in years: Australian Bureau of Statistics, 2021 Census All persons QuickStats, Local Government Areas, West Tamar

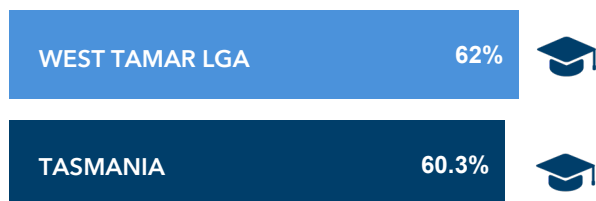
Social and economic conditions



Education

The proportion of people in the West Tamar LGA who have completed Year 12 and above is higher than the proportion for Tasmania overall.

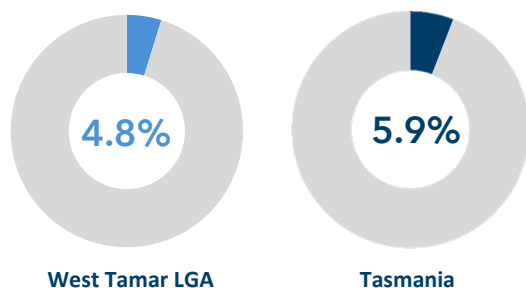
PER CENT OF ELIGIBLE POPULATION WHO HAVE COMPLETED YEAR 12 AND ABOVE



Higher education levels are associated with better health outcomes.

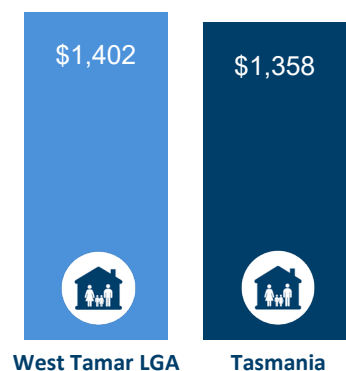
Unemployment rates

The rate of people in the West Tamar LGA who are unemployed is less than the rate in Tasmania overall.



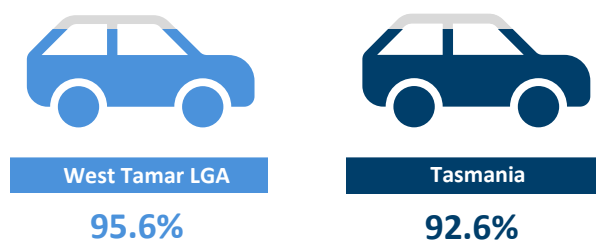
Median weekly income

Weekly income per household is more in the West Tamar LGA than in the rest of Tasmania.



Motor vehicles

Ninety six per cent (95.6%) of households in the West Tamar LGA have one or more motor vehicles.



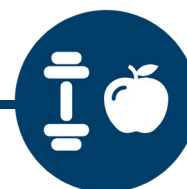
Home ownership

More people in the West Tamar LGA own their homes outright compared to the rest of Tasmania.

	West Tamar	Tasmania
Owned outright	42.2%	37.1%
Owned with mortgage	36.5%	33%
Rented	18.4%	26.4%

Source: Education, Unemployment rates, Median weekly income, Motor vehicles, Home ownership: Australian Bureau of Statistics 2021, Census All persons QuickStats, Local Government Areas, West Tamar

Healthy living



Self-reported health

Forty-one per cent (41%) of West Tamar residents rated their health as “excellent” or “very good”. This is higher than the rate for Tasmania.

ADULTS REPORTING THEIR OWN HEALTH AS ‘EXCELLENT’ OR ‘VERY GOOD’



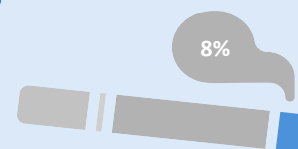
How people feel about their own health, their state of mind and their life in general is a common measure of health. (Australia's Health 2018. AIHW)

Risk factors

Risk factors are conditions or behaviours that make it more likely people will get a chronic condition or health problem.

	West Tamar	Tasmania
Overweight/obese body mass index (BMI)	66%	58%
Current smoker	8%	12%
Consumes 2 or more drinks per day*	16%	19%
Insufficient moderate/vigorous activity+	13%	11%
Less than two serves of vegetables per day^	91%	91%
Less than two serves of fruit per day^	49%	53%

In the West Tamar LGA, around 8% of people aged 18 years and over, are daily and current smokers, which is lower than the rate for Tasmania.



Source: Self-reported health and Risk factors: Department of Health and Human Services Report on the Tasmania Population Health Survey 2019

*2009 National Health and Medical Research Council alcohol guidelines

+2014 National Health and Medical Research Council physical activity guidelines

^2013 National Health and Medical Research Council dietary guidelines

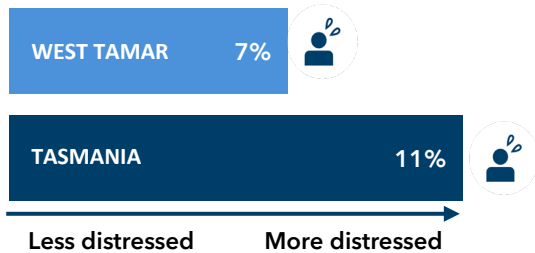
Healthy living



Psychological distress

Fewer adults in the West Tamar LGA are likely to experience high or very high levels of psychological distress compared with Tasmania overall.

PEOPLE WITH HIGH OR VERY HIGH LEVELS OF PSYCHOLOGICAL DISTRESS



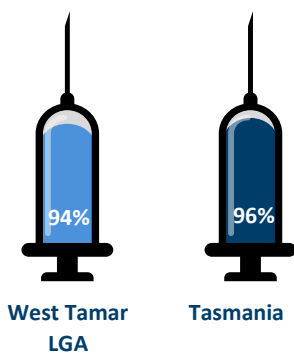
Psychological distress is a term used to describe unpleasant feelings or emotions that can influence how we function in daily life.

Health care



Immunisations

Ninety-four per cent (94.2%) of children in the West Tamar LGA are fully immunised by the age of five, which is lower than the rate for Tasmania.



CHILDREN FULLY IMMUNISED AT 5 YEARS OF AGE

GP and emergency department encounters



During 2019-2021, 27,918 individuals from the West Tamar LGA had an encounter with a general practitioner*



On average each year during 2019-2021, 4,976 individuals from the West Tamar LGA visited an emergency department (197 people per 1,000 population[^]), with an average of 7,100 ED presentations per year (281 ED presentations per 1,000 population[^])

[^]Estimated average annual population for 2019-21 =25,313

Sources: Psychological distress: Department of Health and Human Services Report on the Tasmanian Population Health Survey 2013
Immunisations: Primary Health Information Development Unit, Social Health Atlas of Australia: Local Government Areas; Compiled based on data provided by Australian Childhood Immunisation Register, Medicare Australia, 2018. GP encounters: Primary Health Information Network (PHIN) dataset (General Practice dataset), Analysed by Primary Health Tasmania; accessed October 2022
Emergency department encounters: Department of Health and Human Services, Health Central Data Warehouse, Tasmania. Analysed by Primary Health Tasmania; accessed October 2022 *Individual totals may be higher due to patients potentially visiting more than one practice outside an LGA area or possible de-identification linkage errors from patient administration extraction software.






Health outcomes



Public hospital admissions

During the five years from 2017-18 to 2021-22 there were 34,526 admissions to Tasmanian public hospitals from the West Tamar LGA area, with 15,563 overnight stays.

TOP FIVE CAUSES FOR OVERNIGHT ADMISSIONS

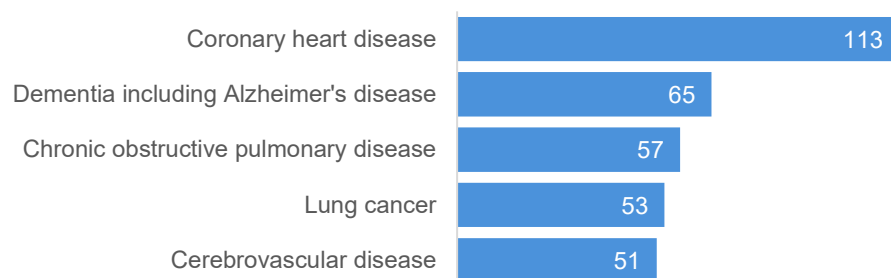
-  **Factors influencing health status and contact with health services***
-  **Women giving birth**
-  **Acute myocardial infarction (heart attack)**
-  **Pneumonia**
-  **Cerebral infarction**

Causes of death

During 2016-2020 coronary heart disease (12.7%), dementia including Alzheimer disease (7.2%), chronic obstructive pulmonary disease (6.4%), lung cancer (5.6%) and cerebrovascular disease (5.7%) were the leading causes of the 892 deaths in the West Tamar LGA area.

TOP CAUSES OF DEATH 2016-2020, BY NUMBER

ALL CAUSES



892

Sources: Public hospital admissions: Department of Health and Human Services, Health Central Data Warehouse, Tasmania. Analysed by Primary Health Tasmania; Accessed October 2022; *Includes i) examination and investigation, ii) communicable diseases, iii) related to socioeconomic and psychosocial circumstances, iv) health services in other circumstances and v) related to family and personal history and certain conditions influencing health status; Causes of death: Mortality over Regions and Time (MORT) book, LGA, 2016-2020, accessed November 2022.

The Tasmanian Community Health Checks feature information about the 29 Local Government Areas (LGAs) in Tasmania. For reports on the other 28 LGAs, please visit primaryhealthtas.com.au and search for **Community Health Checks** or email info@primaryhealthtas.com.au.

This data is sourced as part of Primary Health Tasmania's ongoing provider support activity. While extensive efforts have been made to ensure this information is as accurate as possible, the data is gleaned from multiple public and private organisations via visits and web searches, and Primary Health Tasmania cannot attest to the continued veracity of this dataset as practice and practitioner details change continually. The information presented is accurate as of November 2022. For the most current information, please go to www.phnexchange.com.au.