

Devonport

LOCAL GOVERNMENT AREA



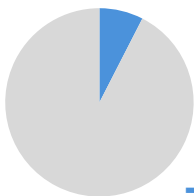
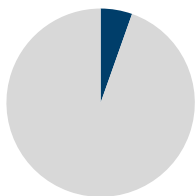
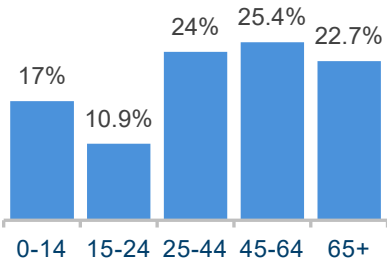
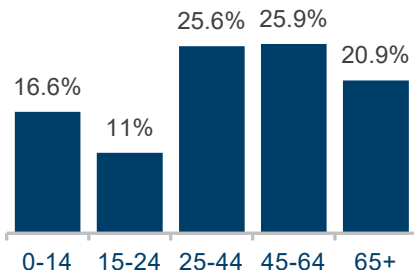
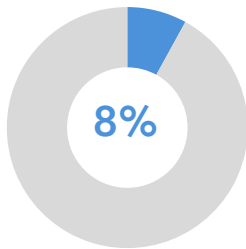
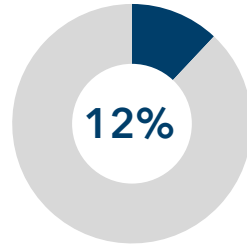
Health is closely tied to our daily environment. This Community Health Check presents information about the environmental, social and economic state of the Devonport local government area.

Community Health Check 2023



About us



	Devonport LGA	Tasmania
Our population	26,150	557,571
Aboriginal population	 7.5%	 5.4%
Population by age	 0-14 15-24 25-44 45-64 65+	 0-14 15-24 25-44 45-64 65+
Born outside Australia	 8%	 12%
Median age in years	43	42

Sources: Our population, Aboriginal population, Population by age, Born outside Australia, and Median age in years: Australian Bureau of Statistics, 2021 Census All persons QuickStats, Local Government Areas, Devonport


Social and economic conditions



Education

The proportion of people in the Devonport LGA who have completed Year 12 and above is less than the proportion for Tasmania overall.

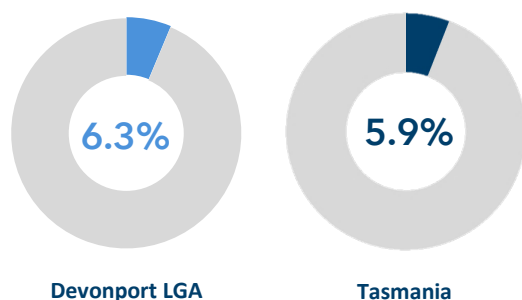
PER CENT OF ELIGIBLE POPULATION WHO HAVE COMPLETED YEAR 12 AND ABOVE



Higher education levels are associated with better health outcomes.

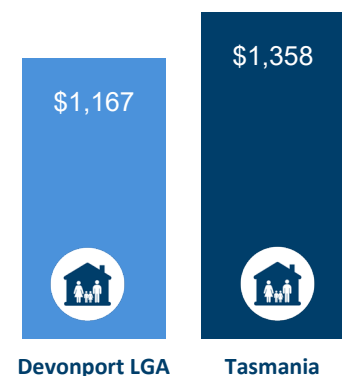
Unemployment rates

The rate of people in the Devonport LGA who are unemployed is greater than the rate in Tasmania overall.



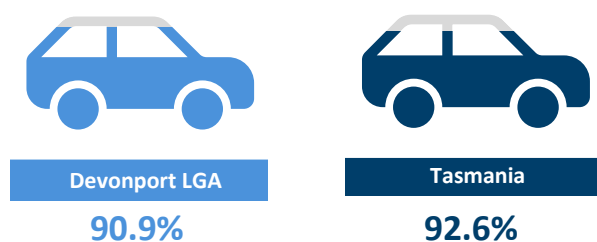
Median weekly income

Weekly income per household is less in the Devonport LGA than in the rest of Tasmania.



Motor vehicles

Ninety-one percent (90.9%) of households in the Devonport LGA have one or more motor vehicles.



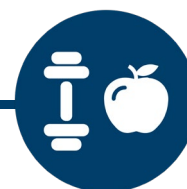
Home ownership

The number of people in the Devonport LGA who own their homes outright is less than for the rest of Tasmania.

	Devonport	Tasmania
Owned outright	35%	37.1%
Owned with mortgage	30.5%	33%
Rented	31.8%	26.4%

Source: Education, Unemployment rates, Median weekly income, Motor vehicles, Home ownership: Australian Bureau of Statistics 2021, Census All persons QuickStats, Local Government Areas, Devonport

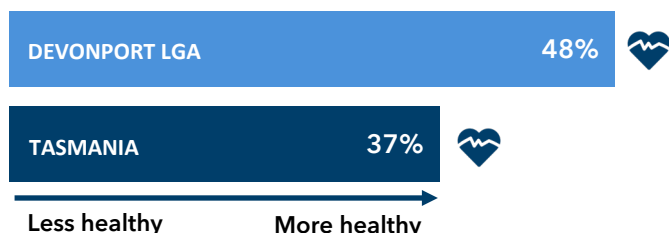
Healthy living



Self-reported health

Forty-eight per cent (48%) of Devonport residents rated their health as “excellent” or “very good”. This is higher than the rate for Tasmania.





ADULTS REPORTING THEIR OWN HEALTH AS ‘EXCELLENT’ OR ‘VERY GOOD’



How people feel about their own health, their state of mind and their life in general is a common measure of health.
(Australia's Health 2018. AIHW)

Risk factors

Risk factors are conditions or behaviours that make it more likely people will get a chronic condition or health problem.

	Devonport	Tasmania
 Overweight/obese body mass index (BMI)	58%	58%
 Current smoker	13%	12%
 Consumes 2 or more drinks per day*	17%	19%
 Insufficient moderate/vigorous activity+	18%	11%
 Less than two serves of vegetables per day^	93%	91%
 Less than two serves of fruit per day^	52%	53%

In the Devonport LGA, around 13% of people aged 18 years and over, are daily and current smokers, which is higher than the rate for Tasmania.



Source: Self-reported health and Risk factors: Department of Health and Human Services Report on the Tasmania Population Health Survey 2019

*2009 National Health and Medical Research Council alcohol guidelines

+2014 National Health and Medical Research Council physical activity guidelines

^2013 National Health and Medical Research Council dietary guidelines

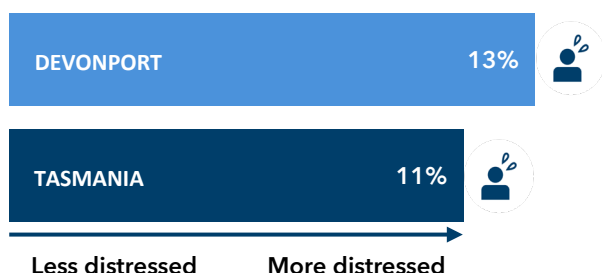
Healthy living



Psychological distress

More adults in the Devonport LGA are likely to experience high or very high levels of psychological distress compared with Tasmania overall.

PEOPLE WITH HIGH OR VERY HIGH LEVELS OF PSYCHOLOGICAL DISTRESS



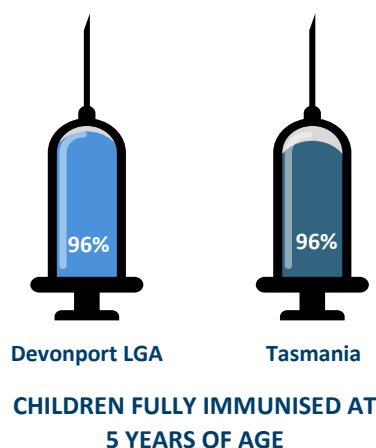
Psychological distress is a term used to describe unpleasant feelings or emotions that can influence how we function in daily life.

Health care



Immunisations

Ninety-six percent (96%) of children in the Devonport LGA are fully immunised by the age of five, which is equal to the rate for Tasmania.



GP and emergency department encounters



During 2019-2021, 30,275 people from the Devonport LGA had an encounter with a general practitioner*



On average each year during 2020-2022, 4,598 individuals from the Devonport LGA visited an emergency department (171 people per 1,000 population[^]), with 12,285 ED presentations per year (456 ED presentations per 1,000 population[^])

[^]Estimated average population for 2020-22=26,937

Sources: Psychological distress: Department of Health and Human Services Report on the Tasmanian Population Health Survey 2013
Immunisations: Primary Health Information Development Unit, Social Health Atlas of Australia: Local Government Areas; Compiled based on data provided by Australian Childhood Immunisation Register, Medicare Australia, 2021. GP encounters: Primary Health Information Network (PHIN) dataset (General Practice dataset), Analysed by Primary Health Tasmania; accessed October 2022
Emergency department encounters: Department of Health and Human Services, Health Central Data Warehouse, Tasmania. Analysed by Primary Health Tasmania; accessed November 2023 *Individual totals may be higher due to patients potentially visiting more than one practice outside an LGA area or possible de-identification linkage errors from patient administration extraction software.

Health outcomes



Public hospital admissions

During the five years from 2018-19 to 2022-23 there were 50,478 admissions to Tasmanian public hospitals from the Devonport LGA area, with 22,637 overnight stays.

TOP FIVE CAUSES FOR OVERNIGHT ADMISSIONS



Factors influencing health status and contact with health services*



Women giving birth



Acute myocardial infarction



Pneumonia



Other chronic obstructive pulmonary disease

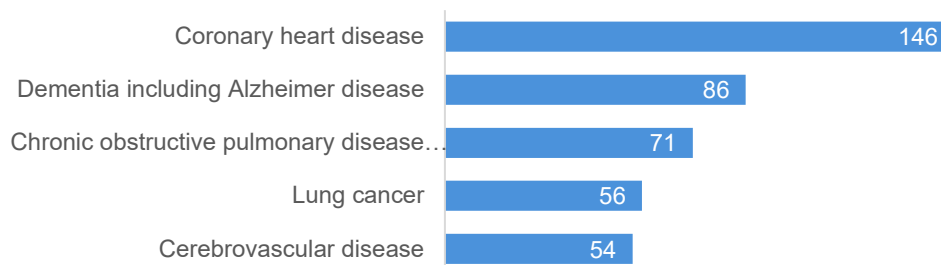
Causes of death

During 2017-2021 coronary heart disease (11.7%), dementia including Alzheimer disease (6.9%), chronic obstructive pulmonary disease (5.7%), lung cancer (4.5%), and cerebrovascular disease (4.3%), were the leading causes of the 1,247 deaths in the Devonport LGA area.

TOP CAUSES OF DEATH 2017-2021, BY NUMBER

ALL CAUSES

1,247



Sources: Public hospital admissions: Department of Health and Human Services, Health Central Data Warehouse, Tasmania. Analysed by Primary Health Tasmania; Accessed November 2023; *Includes i) examination and investigation, ii) communicable diseases, iii) related to socioeconomic and psychosocial circumstances, iv) health services in other circumstances and v) related to family and personal history and certain conditions influencing health status
Causes of death: Mortality over Regions and Time (MORT) book, LGA, 2016-2020, accessed November 2023.

The Tasmanian Community Health Checks feature information about the 29 Local Government Areas (LGAs) in Tasmania. For reports on the other 28 LGAs, please visit primaryhealthtas.com.au and search for [Community Health Checks](#) or email info@primaryhealthtas.com.au.

This data is sourced as part of Primary Health Tasmania's ongoing provider support activity. While extensive efforts have been made to ensure this information is as accurate as possible, the data is gleaned from multiple public and private organisations via visits and web searches, and Primary Health Tasmania cannot attest to the continued veracity of this dataset as practice and practitioner details change continually. The information presented is accurate as of November 2023. For the most current information, please go to www.phnexchange.com.au.